

Reading Activities!

The reading activities for this week are taken from a free book called 'How Not to go to School.' It can be found attached at the bottom of the page or on https://parsleymimblewood.files.wordpress.com/2020/04/pmimblewood_book_v3.pdf

- **Activity 1 (Monday):** Read Chapter One - How to not go to school

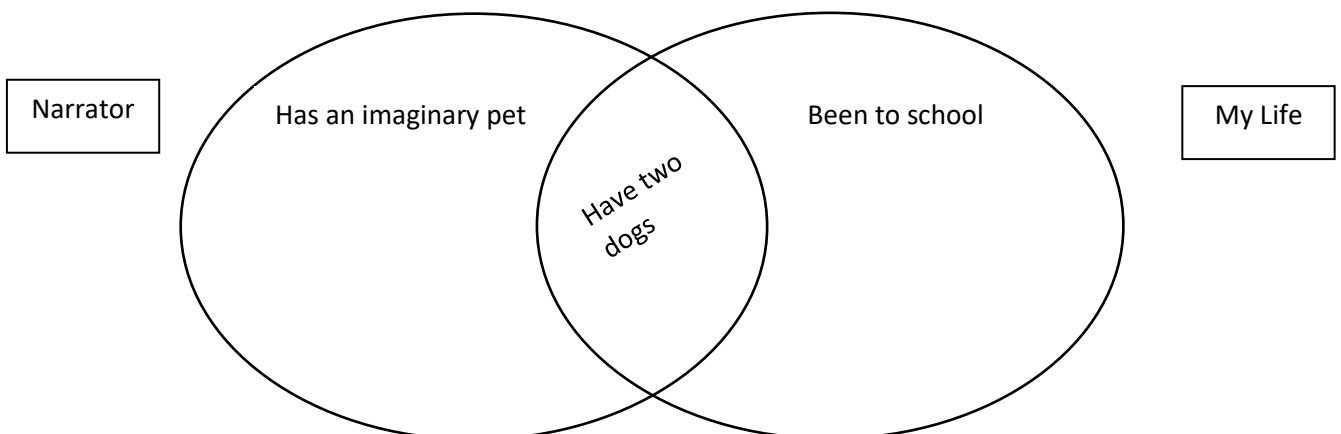
As you read the chapter, think about what your routine is like now that you are not coming into school each day? How does your routine compare to the narrator's?

Once you have finished the chapter, answer these questions:

1. On page 3, what does the author mean when they say that school is 'seeped in your bones?'
2. On page 3, what does the author mean when they say you have your, 'times tables tattooed on your brain?'
3. What parts of school do you still think about daily?
4. Reading pages 4-5, what impression do you get of where the narrator lives and what her mother is like?
5. Compare your morning with the narrator's morning. You could use a table (like the one below) to help you:

Narrator's Routine	My routine
Wake up	Alarm goes off and wakes me up
Get dressed	Shower and get dressed
Feed the animals	Have breakfast with my family

6. Compare your life with the narrator's:



Read Chapter Two: How to Care for Your Grown Ups

Once you have finished reading the chapter, answer the following questions:

1. Who is Bo?
2. What had Bo done by the time the narrator had got up?
3. What does Cabin Fever mean? If you would like to listen to the song, We've got Cabin Fever, you can find it here! <https://www.youtube-nocookie.com/embed/cmQwL6qiByo?start=1&end=126>.
4. What animals are grownups like and why does the narrator think this?
5. How can you and your family avoid getting cabin fever?

- **Activity 2 (Tuesday):** Read Chapter Three - What about friends?

Once you have finished reading the chapter, complete the activities/questions below:

1. Using the descriptions that the narrator have provided, draw one of their imaginary friends. Add labels that include information from the text. You may want to include some of your own information. I wonder what Norbert Nose-Full looks like!
2. What mystery are the narrator and Detective Dracula trying to solve? Who are the key suspects?
3. Who is Tui? What language can she speak? Where is she from?
4. In New Zealand, a Tui is a type of bird. They have blue feather and are distinguished by a white wattle. If your parents allow you to, use the internet to find out some facts about Tui. In your search, type 'tui bird,' otherwise you will end up with information on the Tui travel agency! Alternatively, there is a document at the bottom called 'Reading Activity 3 – Tui Research,' which has information about Tui that you can use to complete the research.



- **Activity 3 (Wednesday):** Read Chapter Four - How to teach yourself better than your teacher could teach yourself!

Once you have finished reading the chapter, think really carefully about the questions on page 23: *What's your Motivation? Are there any other types of Motivation? Should you only have one Motivation, or can you have different ones? What else do you need to help you learn at home?*

Make a list of different ways you have learnt at home over the last five weeks.

Different ways that I have learnt at home:

-
-
-
-
-

- **Activity 4 (Thursday):** Read Chapter Five - How to feel joyful, disgusted, worried, angry, sad and hopeful and Chapter Six - The last chapter of my book.

Once you have finished reading these two chapters, look closely at the narrators list of new projects she is going to try. Choose one from the list that you would like to do. If you choose number two on the list (Ask Tui to teach me how to speak Maori), you can watch the videos below of Miss Chilcott sing some Maori songs that teach you some Maori words!

You can find the video using this link:

<https://drive.google.com/file/d/1j5oOvjscMiBBOPmJzMBp8yOZYxqLZr5W/view?usp=sharing>

Tena Koe

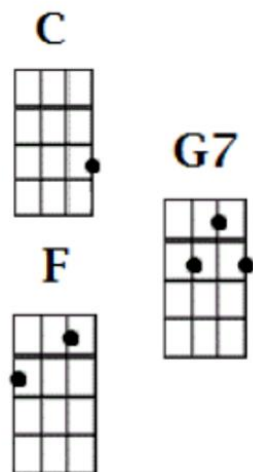
C **F**
Tena koe – hello to one

G7 **C**
Tena korua – hello to two









F
Tena koutou – hello to all

G7 **C**
Haere mai everyone

G7 **C**
Welcome everyone!



Ma is White

C Ma is white		C Kowhai yellow		C
G7 Whero is red		G7 Parauri brown		G7
G7 Kakariki green		G7 Kikorangi blue		G7
G7 Pango is black		G7 Parakaraka		G7
C Mango is too		C Is our orange		G7
C AEIOU		C AEIOU		G7



- **Activity 5 (Friday):** Read the First News. Write a short paragraph (or a couple of sentences) in your own words explaining what each of the photos below are about.

		
1	2	3
		
4	5	6
 A pangolin		
7	8	9
		
10	11	12
		
13	14	15