

Ordering Whole Numbers



Step 1

Place all your numbers in a column, with all the digits aligned correctly and then check whether you're placing them in ascending or descending order.

3 4 3 6
3 3 6 4
3 4 6

Step 2

Compare the digits starting from the left, if they're the same value look at the next column until you find a difference.

400 is larger than 300 so
3436 is larger than 3364.

3 4 3 6
3 3 6 4
3 4 6

Ascending Order

346, 3364, 3436

Both digits are the same so we look at the hundreds.

Descending Order

3436, 3364, 346

Put the following numbers in **ascending order**

25,364	36,645	38,895	26,645
--------	--------	--------	--------

--	--	--	--

125,407	125,704	125,470	124,740
---------	---------	---------	---------

--	--	--	--

79,875	79,785	79,857	79,758
--------	--------	--------	--------

--	--	--	--

Put the following numbers in **descending order**

405,436	405,634	406,534	440,354
---------	---------	---------	---------

--	--	--	--

56,890	57,908	59,809	58,098
--------	--------	--------	--------

--	--	--	--

879,123	879,312	879,213	879,321
---------	---------	---------	---------

--	--	--	--

Ordering Whole Numbers Answers



Step 1

Place all your numbers in a column, with all the digits aligned correctly and then check whether you're placing them in ascending or descending order.

3 4 3 6
3 3 6 4
3 4 6

Step 2

Compare the digits starting from the left, if they're the same value look at the next column until you find a difference.

400 is larger than 300 so
3436 is larger than 3364.

3 4 3 6
3 3 6 4
3 4 6

Ascending Order

346, 3364, 3436

Both digits are the same so we look at the hundreds.

Descending Order

3436, 3364, 346

Put the following numbers in **ascending order**

25,364	36,645	38,895	26,645
--------	--------	--------	--------

25,364 **26,645** **36,645** **38,895**

125,407 125,704 125,470 124,740

124,740 **125,407** **125,470** **125,704**

79,875 79,785 79,857 79,758

79,758 **79,785** **79,857** **79,875**

Put the following numbers in **descending order**

405,436 405,634 406,534 440,354

440,354 **406,534** **405,634** **405,436**

56,890 57,908 59,809 58,098

59,809 **58,098** **57,908** **56,890**

879,123 879,312 879,213 879,321

879,321 **879,312** **879,213** **879,123**

Comparing Whole Numbers

smaller
than

<

larger
than

>

equal
to

=

Use >, < or = to compare these numbers.

4564		4654
216,346		265,489
104,256		102,654
35,647		35,647
591,654		59,654
20,459		10,459
364,563		364,562
2,078,264		2,087,264
498,697		489,697
1,067,829		1,076,829

Step 1

Place your numbers in a column, with all the digits aligned correctly.

3 4 3 6
3 3 6 4

Step 2

Compare the digits starting from the left, if they're the same value look at the next column until you find a difference.

400 is larger than 300 so
3436 is larger than 3364.

3 4 3 6
3 3 6 4

Both digits are the same so we look at the hundreds.

Step 3

Choose the correct symbol for the numbers.

3436 > 3364

"3436 is larger than 3364."

Comparing Whole Numbers **Answers**

smaller than

<

equal to

=

larger than

>

Use >, < or = to compare these numbers.

Step 1

Place your numbers in a column, with all the digits aligned correctly.

3	4	3	6
3	3	6	4

Step 2

Compare the digits starting from the left, if they're the same value look at the next column until you find a difference.

400 is larger than 300 so
3436 is larger than 3364.

3	4	3	6
3	3	6	4

Both digits are the same so we look at the hundreds.

Step 3

Choose the correct symbol for the numbers.

3436 > 3364

"3436 is larger than 3364."

4564	<	4654
216,346	<	265,489
104,256	<	102,654
35,647	=	35,647
591,654	>	59,654
20,459	>	10,459
364,563	>	364,562
2,078,264	<	2,087,264
498,697	>	489,697
1,067,829	<	1,076,829

Negative Numbers

-5	-4	-3	-2	-1	0	1	2	3	4	5
----	----	----	----	----	---	---	---	---	---	---

Step 1

Negative numbers are numbers smaller than zero. Draw yourself a number line like the above if you need to, to help you.

Step 2

Use your number line just like a normal one for answering questions. For $3 - 7$, start at 3 and count back 7 spaces.

-5	-4	-3	-2	-1	0	1	2	3	4	5
----	----	----	----	----	---	---	---	---	---	---

So $3 - 7 = -4$

Step 3

For $-3 + 5$, you would start at -3 and count forwards 5 spaces.

-5	-4	-3	-2	-1	0	1	2	3	4	5
----	----	----	----	----	---	---	---	---	---	---

So $-3 + 5 = 2$

Calculation	Answer
$8 - 10 =$	
$-8 + 4 =$	
$5 - 13 =$	
$-1 + 16 =$	
$32 - 48 =$	
$-28 + 14 =$	
$-3 - 13 =$	
$-5 + 34 =$	
$15 - 37 =$	
$-42 + 16 =$	
$-4 - 25 =$	
$-46 + 87 =$	
$37 - 58 =$	
$-329 + 150 =$	

Negative Numbers Answers

-5	-4	-3	-2	-1	0	1	2	3	4	5
----	----	----	----	----	---	---	---	---	---	---


Step 1

Negative numbers are numbers smaller than zero. Draw yourself a number line like the above if you need to, to help you.

Step 2

Use your number line just like a normal one for answering questions. For $3 - 7$, start at 3 and count back 7 spaces.

-5	-4	-3	-2	-1	0	1	2	3	4	5
----	----	----	----	----	---	---	---	---	---	---




So $3 - 7 = -4$

Step 3

For $-3 + 5$, you would start at -3 and count forwards 5 spaces.

-5	-4	-3	-2	-1	0	1	2	3	4	5
----	----	----	----	----	---	---	---	---	---	---



So $-3 + 5 = 2$

Calculation	Answer
$8 - 10 =$	-2
$-8 + 4 =$	-4
$5 - 13 =$	-8
$-1 + 16 =$	15
$32 - 48 =$	-16
$-28 + 14 =$	-14
$-3 - 13 =$	-16
$-5 + 34 =$	29
$15 - 37 =$	-22
$-42 + 16 =$	-26
$-4 - 25 =$	-29
$-46 + 87 =$	41
$37 - 58 =$	-21
$-329 + 150 =$	-179

Rounding Whole Numbers

Step 1


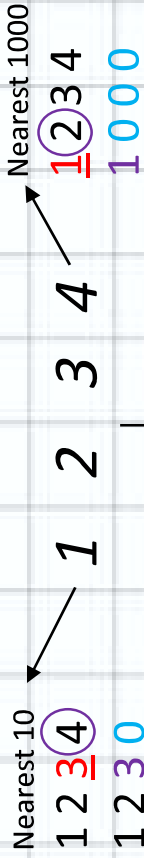
Find out what you're rounding to and underline the digit in that column.

Step 2

Circle the number to the right of the underlined digit. If it's 5 or more, add one more to the underlined digit. If it's 4 or less, leave it as it is.

Step 3

Replace the circled number to a zero, and change any other number to the right of it to a zero as well.



	Nearest 10	Nearest 100	Nearest 1000
327			
192			
853			
769			
407			
250			
1436			
1825			
2413			
3179			
6952			
4577			
9552			
15,295			

Rounding Whole Numbers Answers

Step 1

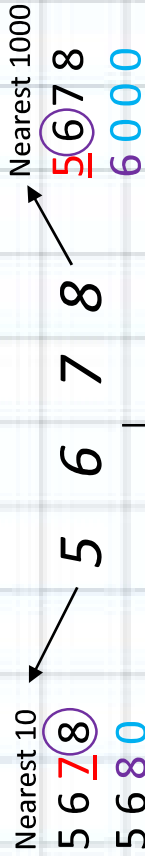
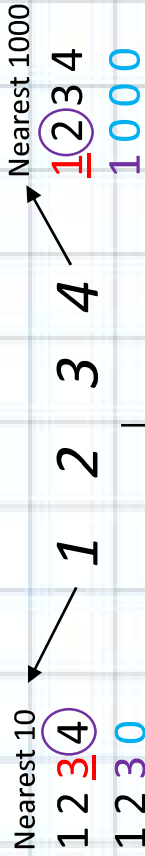
Find out what you're rounding to and underline the digit in that column.

Step 2

Circle the number to the right of the underlined digit. If it's 5 or more, add one more to the underlined digit. If it's 4 or less, leave it as it is.

Step 3

Replace the circled number to a zero, and change any other number to the right of it to a zero as well.



	Nearest 10	Nearest 100	Nearest 1000
327	330	300	0
192	190	200	0
853	850	900	1000
769	770	800	1000
407	410	400	0
250	250	300	0
1436	1440	1400	1000
1825	1830	1800	2000
2413	2410	2400	2000
3179	3180	3200	3000
6952	6950	7000	7000
4577	4580	4600	5000
9552	9550	9600	10,000
15,295	15,300	15,300	15,000

Roman Numerals

1	5	10	50	100	500	1000
I	V	X	L	C	D	M

Step 1

Roman Numerals have no place value, so you need to create each digit of the number separately by partitioning.

So:

$$\begin{aligned}
 1 & \quad 2 & 4 & 9 & = & 1000 & = & M \\
 & & & & & 200 & = & CC \\
 & & & & & 40 & = & XL \\
 & & & & & 9 & = & IX
 \end{aligned}$$

Step 2

There are some 'rules'. You cannot have more than 3 of the same numerals in a row. So for the number 4 and the number 9, you would need to do a "subtraction."

Step 3

Another 'rule' is that if a smaller numeral is in front of a larger numeral, we take this away. If the smaller numeral is after, we add.

$$1 \quad 2 \quad 4 \quad 9 = MCCXLIX$$

Roman Numeral	Number
DCCXV	
MMXLV	
MXXII	
DXCVII	
DCLXI	
LXXXIX	
XXVI	
MMMDCX	
XLV	
CCLXVIII	
CDLX	
MCDV	
LXI	
MDXXVI	

Roman Numerals

1	5	10	50	100	500	1000
I	V	X	L	C	D	M

Step 1

Roman Numerals have no place value, so you need to create each digit of the number separately by partitioning.

So:

$$\begin{aligned}
 1 & \quad 2 & 4 & 9 & = & 1000 & = & M \\
 & & & & & 200 & = & CC \\
 & & & & & 40 & = & XL \\
 & & & & & 9 & = & IX
 \end{aligned}$$

Step 2

There are some 'rules'. You cannot have more than 3 of the same numerals in a row. So for the number 4 and the number 9, you would need to do a "subtraction."

Step 3

Another 'rule' is that if a smaller numeral is in front of a larger numeral, we take this away. If the smaller numeral is after, we add.

$$1 \quad 2 \quad 4 \quad 9 = MCCXLIX$$

Roman Numeral	Number
DCCXV	715
MMXLV	2045
MXXII	1022
DXCVII	597
DCLXI	661
LXXXIX	89
XXVI	26
MMMDCX	3610
XLV	45
CCLXVIII	268
CDLX	460
MCDV	1405
LXI	61
MDXXVI	1526