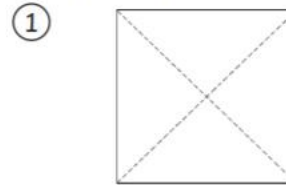


# Create a Spelling Fortune Teller!

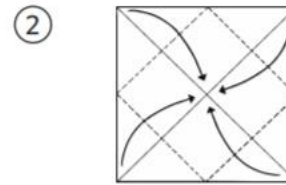


1. Cut out your fortune teller and fold it as shown in the picture instructions.
2. Get your partner to secretly choose a word from your spelling list.
3. Now, get them to choose a colour. Use your fingers to switch between the two groups of colours and numbers inside the fortune teller, for example if they choose red, you move your fingers three times while saying 'R...E...D'.
4. Now, get them to say a visible number from inside the fortune teller. Use your fingers to switch between the two groups of colours and numbers inside the fortune teller- the number of times you do this will depend on the number they chose.
5. Now, the final step is for them to choose another visible number. You then need to open the corresponding section to see what their fortune teller task is. Whatever they have selected, they must do as quickly as possible using their chosen spelling word.
6. Swap over roles and play again using a different spelling word!

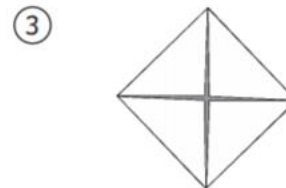
## Instructions



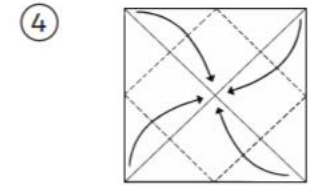
With pictures face down, fold on both diagonal lines. Unfold.



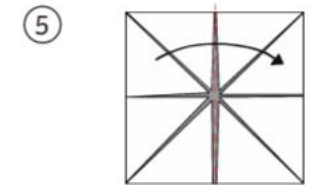
Fold all four corners to the centre.



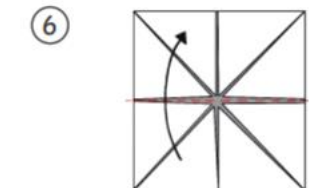
Turn paper over.



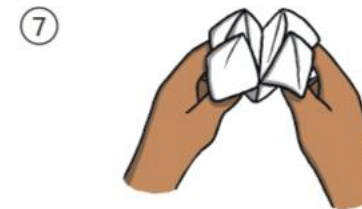
Once again, fold all corners to the centre.



Fold paper in half and unfold.



Fold in half from top to bottom. Do not unfold.



Slide thumbs and forefingers under the squares and move the fortune teller back and forth to play.

# Create a Spelling Fortune Teller!

Cut out this template and follow the instructions given to create your own spelling fortune teller!

	<b>1</b>	
<b>8</b>	<p>Create a word jumble of your word and let your partner guess it!</p>	<b>3</b>
	<b>7</b>	
<b>6</b>	<p>Use your word in a statement sentence.</p>	<b>5</b>
<b>9</b>	<p>Speed-write your word ten times.</p>	<b>4</b>
<b>2</b>	<p>Write your word with your finger on a partner's back. Can they guess which word it is?</p>	<b>1</b>
<b>8</b>	<p>Use your word in a question sentence.</p>	<b>3</b>
<b>7</b>	<p>Split your word into syllables.</p>	<b>5</b>
<b>6</b>	<p>Can you find smaller words within your word?</p>	<b>4</b>
<b>9</b>	<p>Find a definition of your word in the dictionary.</p>	<b>2</b>